

Your Roots DNA: Ancestry Report



YRS4UXF751

This is your biogeographical ancestry report.

Standard Mode

29.12.2024

Introduction

Approximately 350,000 years ago the first modern humans came into being after diverging from an earlier archaic human species. Since that time, humans have migrated across the planet, and over time they have separated themselves into thousands of ethnic groups. However, all humans still share about 99.5% of the same DNA, with only about 0.5% of a difference between any two people. Due to constant migrations and mixing over the centuries, human populations are very interconnected, and it is even estimated by some geneticists that all humans are at least 50th cousins to each other. Throughout your personal journey into your own genetic history, you will find that at times total accuracy from genetic ancestry tests is extremely hard to find. We can reach a great level of detail, although it must be underlined that, sometimes, populations which are genetically very similar to your ancestral populations can show up in the results instead of, or together with, your ancestral populations. But we have done our best to accurately report ancestral regions from which your roots are derived.

How do we examine your ancestral roots? We analyze approximately 200,000 genetic markers from your autosomal DNA (that is the one which you inherit from both your mother's and your father's sides and in turn from all of your ancestors), and then we compare your genetic map with the same 200,000 genetic markers from various individuals belonging to 2114 different regional populations and ethnic groups from as many as 190 distinct countries and dependencies around the world. This includes - as of 1 January 2025 - 313 regional populations from 51 countries in Africa; 717 regional populations from 46 distinct countries in Asia; 873 regional populations from 41 countries in Europe and Russia; 43 regional populations from 15 countries in Oceania; 104 regional populations from 25 countries in North America; 64 populations from 12 countries in South America.

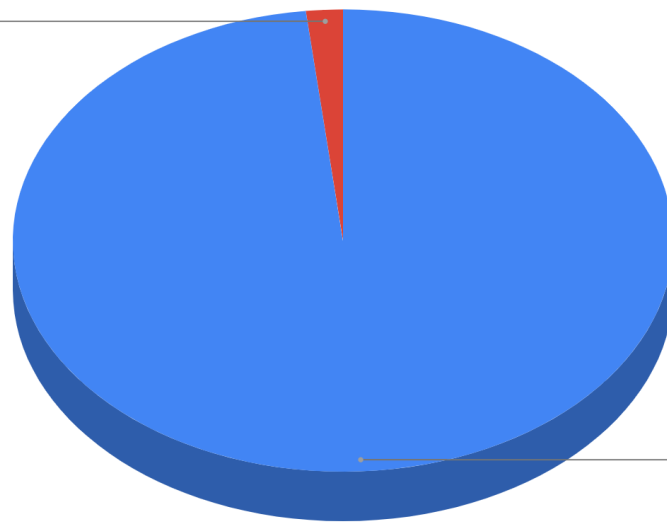
Our Standard Mode shows your ancestry within the last 900-700 years, while our Recent Mode shows it within the last 500-400 years. These are approximations.

Global Results

/ Africa 0.00% / North America 0.00% / South America 0.00% /
/ **Asia 98.20%** / Europe 0.00% / **Russia 1.80%** / Oceania 0.00% /

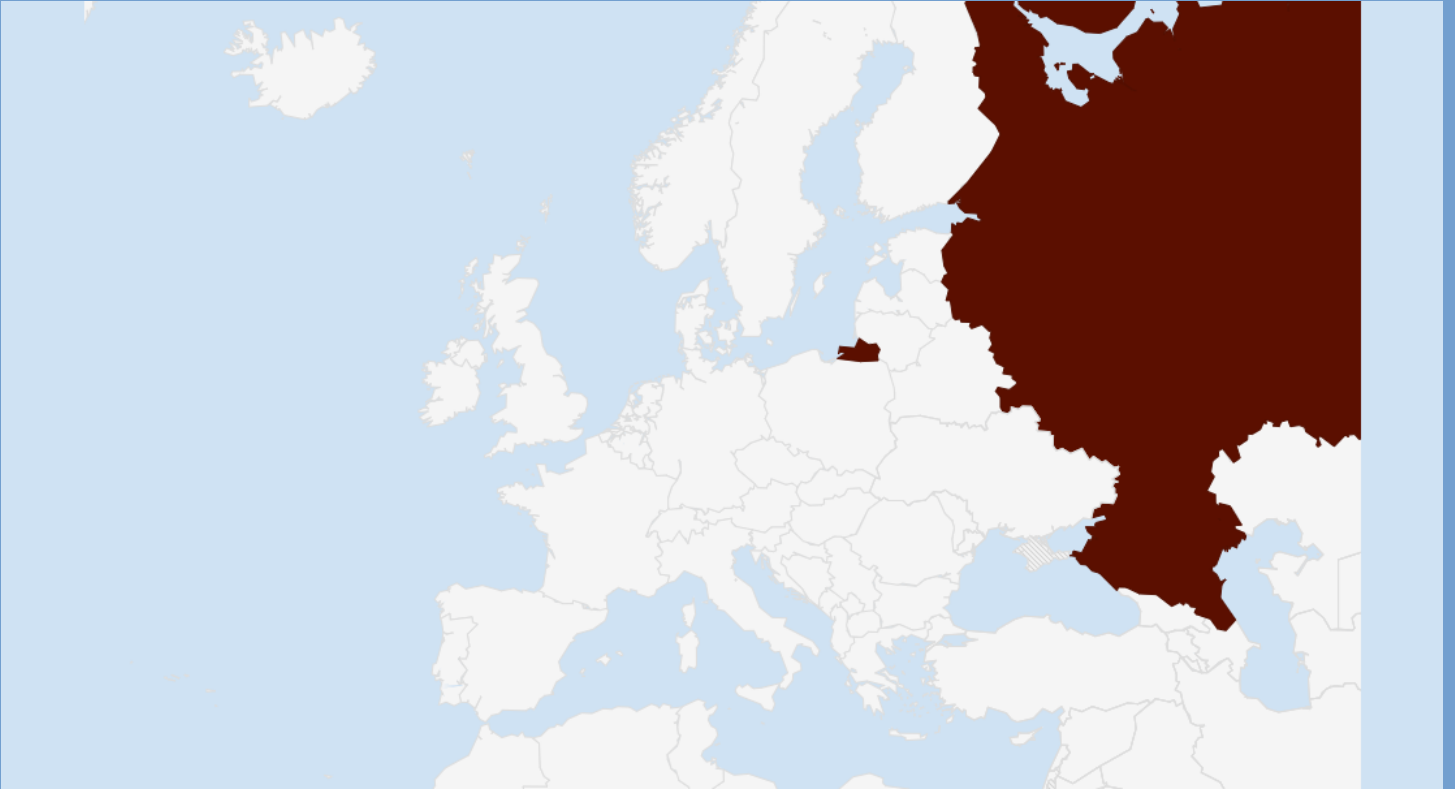
GLOBAL

Russia
1.8%



Asia
98.2%

Countries in Europe



Russia 1.80%

Regions in Europe



Regions in Russia

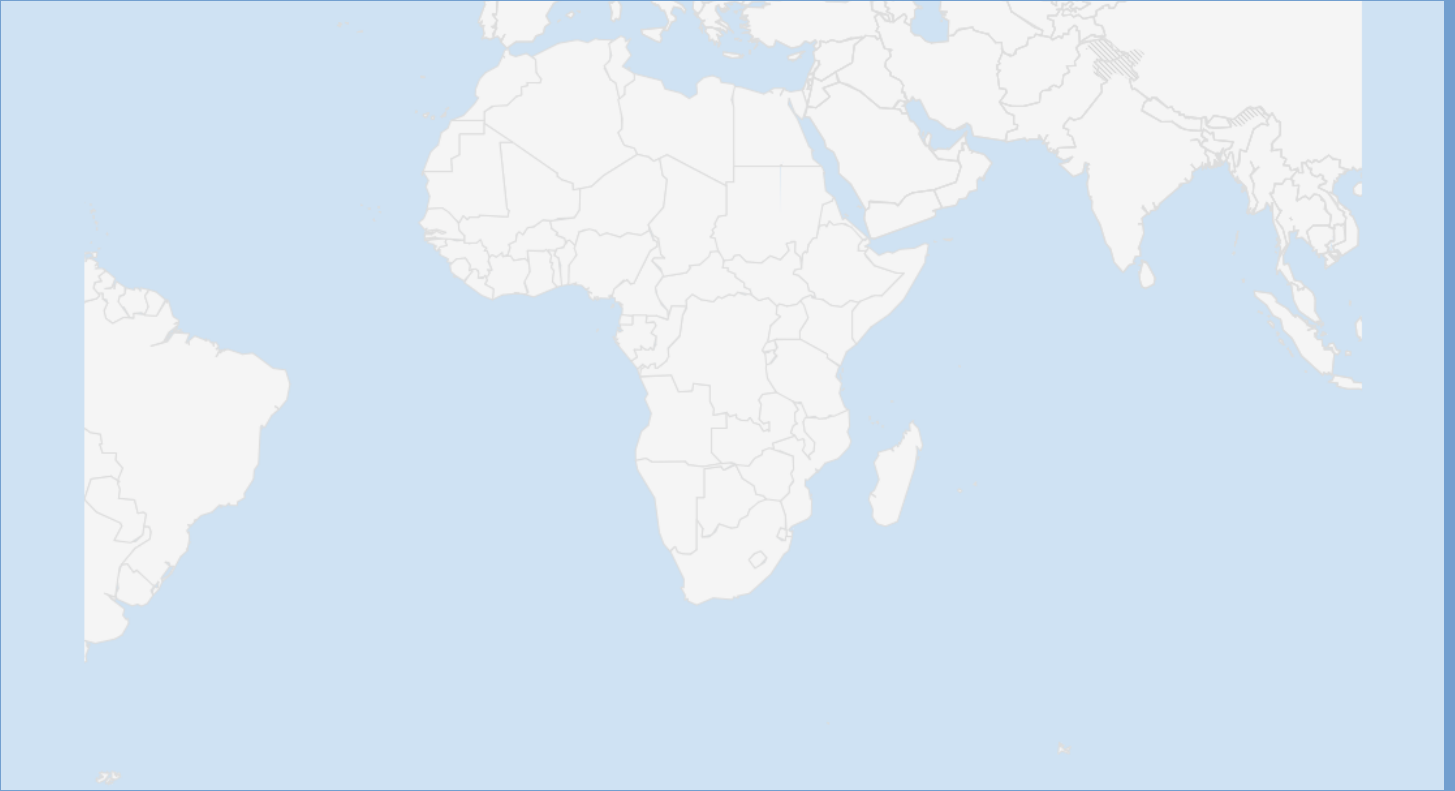


Sakhalin 1.80%

Countries in Africa



Regions in Africa



Countries in North America



Regions in North America



Countries in South America



Regions in South America



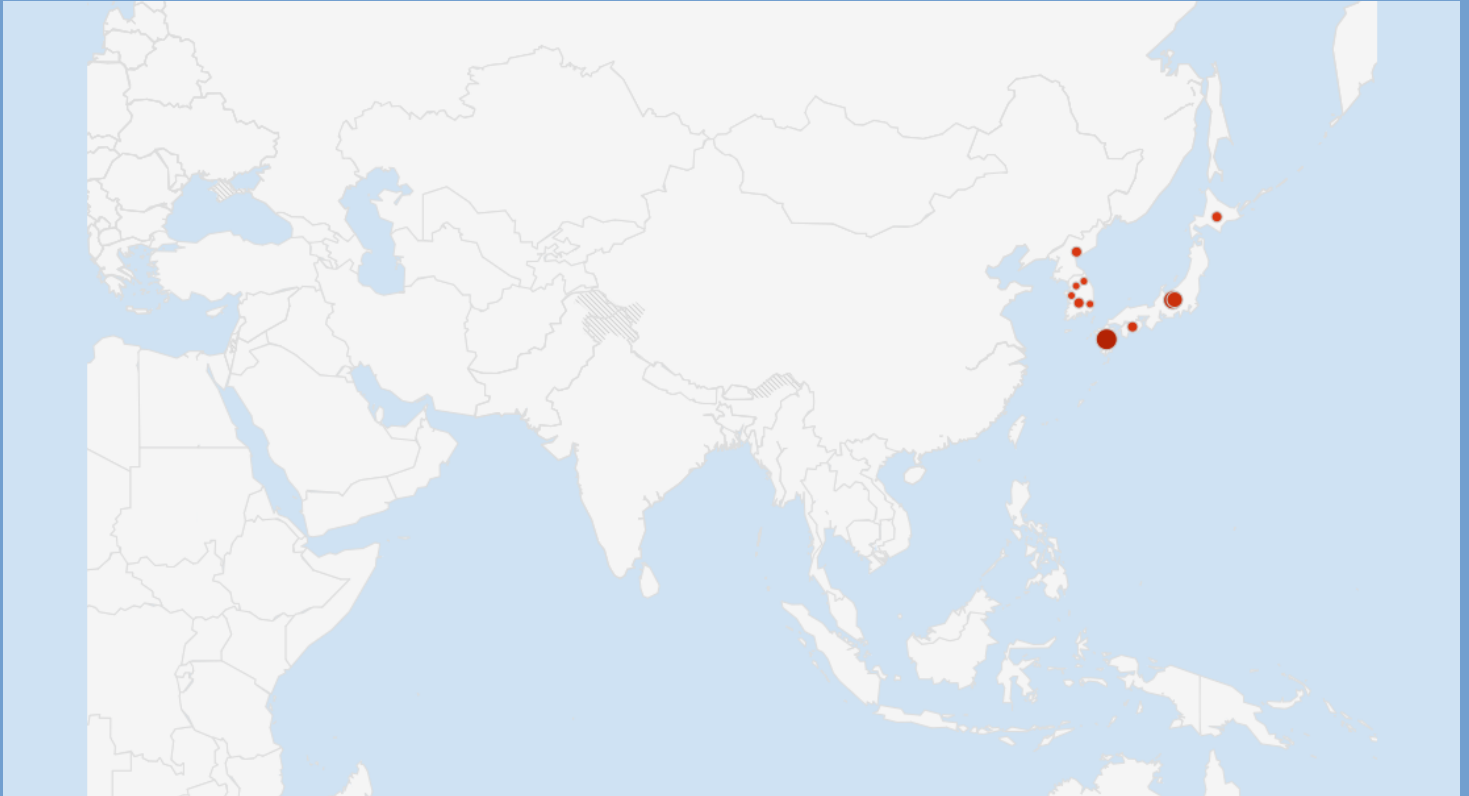
Countries in Asia



Japan 89.00%
North Korea 3.80%

South Korea 5.40%

Regions in Asia



Japan Kyushu 37.40%
Ryukyu Islands 16.10%
South Korea 4.00%
Japan Hokkaido 3.10%
Chungcheong Province 0.30%
Gyeongsang Province 0.10%

Japan Honshu 24.30%
Japan Shikoku 8.10%
North Korea 3.80%
Gangwon Province 0.90%
Gyeonggi Province 0.10%

Countries in Oceania



Regions in Oceania

