

# Your Roots DNA: Ancestry Report



**YR85YC5Z8F**

**This is your biogeographical ancestry report.**

**Recent Mode**

**24.02.2025**

# Introduction

Approximately 350,000 years ago the first modern humans came into being after diverging from an earlier archaic human species. Since that time, humans have migrated across the planet, and over time they have separated themselves into thousands of ethnic groups. However, all humans still share about 99.5% of the same DNA, with only about 0.5% of a difference between any two people. Due to constant migrations and mixing over the centuries, human populations are very interconnected, and it is even estimated by some geneticists that all humans are at least 50th cousins to each other. Throughout your personal journey into your own genetic history, you will find that at times total accuracy from genetic ancestry tests is extremely hard to find. We can reach a great level of detail, although it must be underlined that, sometimes, populations which are genetically very similar to your ancestral populations can show up in the results instead of, or together with, your ancestral populations. But we have done our best to accurately report ancestral regions from which your roots are derived.

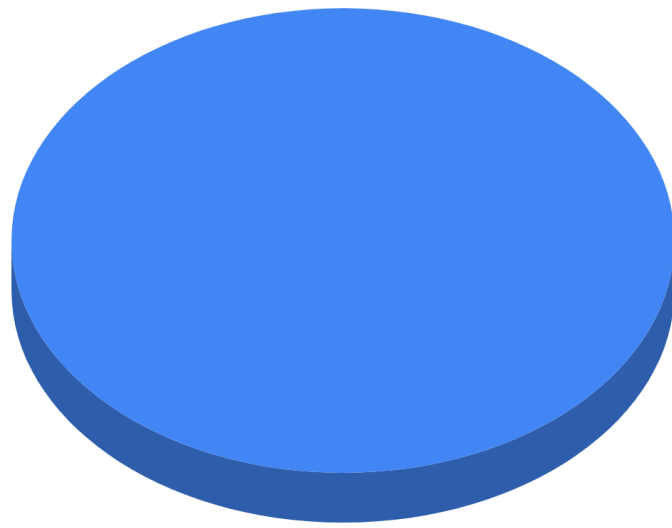
How do we examine your ancestral roots? We analyze approximately 200,000 genetic markers from your autosomal DNA (that is the one which you inherit from both your mother's and your father's sides and in turn from all of your ancestors), and then we compare your genetic map with the same 200,000 genetic markers from various individuals belonging to 2114 different regional populations and ethnic groups from as many as 190 distinct countries and dependencies around the world. This includes - as of 1 January 2025 - 313 regional populations from 51 countries in Africa; 717 regional populations from 46 distinct countries in Asia; 873 regional populations from 41 countries in Europe and Russia; 43 regional populations from 15 countries in Oceania; 104 regional populations from 25 countries in North America; 64 populations from 12 countries in South America.

Our Standard Mode shows your ancestry within the last 900-700 years, while our Recent Mode shows it within the last 500-400 years. These are approximations.

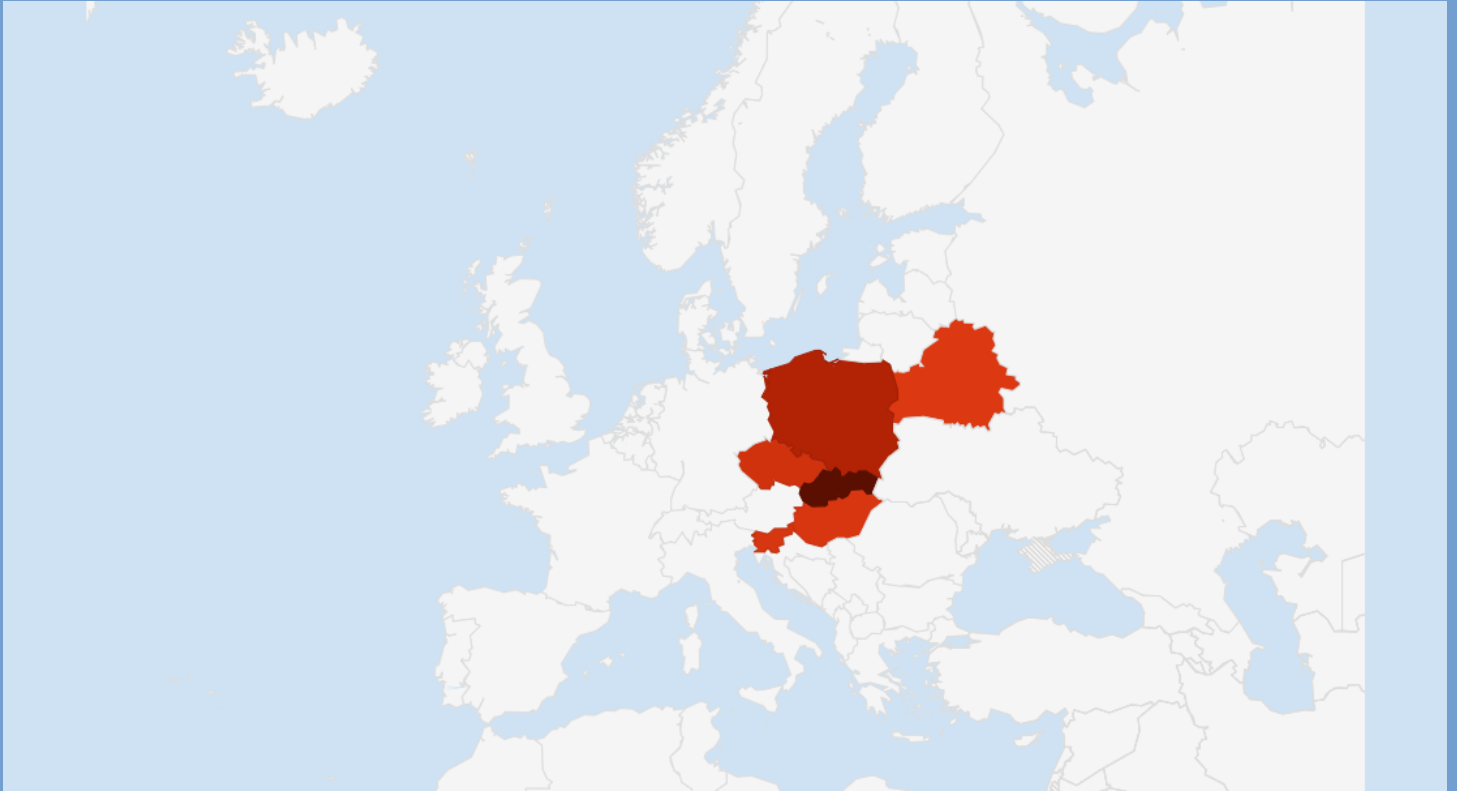
# Global Results

/ Africa 0.00% / North America 0.00% / South America 0.00% /  
/ Asia 0.00% / **Europe 100.00%** / Russia 0.00% / Oceania 0.00% /

GLOBAL



# Countries in Europe



**Slovakia 55.00%**

**Czechia 8.70%**

**Hungary 5.00%**

**Poland 23.20%**

**Slovenia 5.40%**

**Belarus 2.70%**

# Regions in Europe



**Bratislava 40.80%**

**Malopolskie 7.40%**

**Slovakia Presov 6.30%**

**Central Slovakia 4.30%**

**Zemplin Rusyns 3.60%**

**Grodno Region 2.70%**

**Lubelskie 2.30%**

**Czechia 8.70%**

**Podkarpackie 7.20%**

**Slovenia 5.40%**

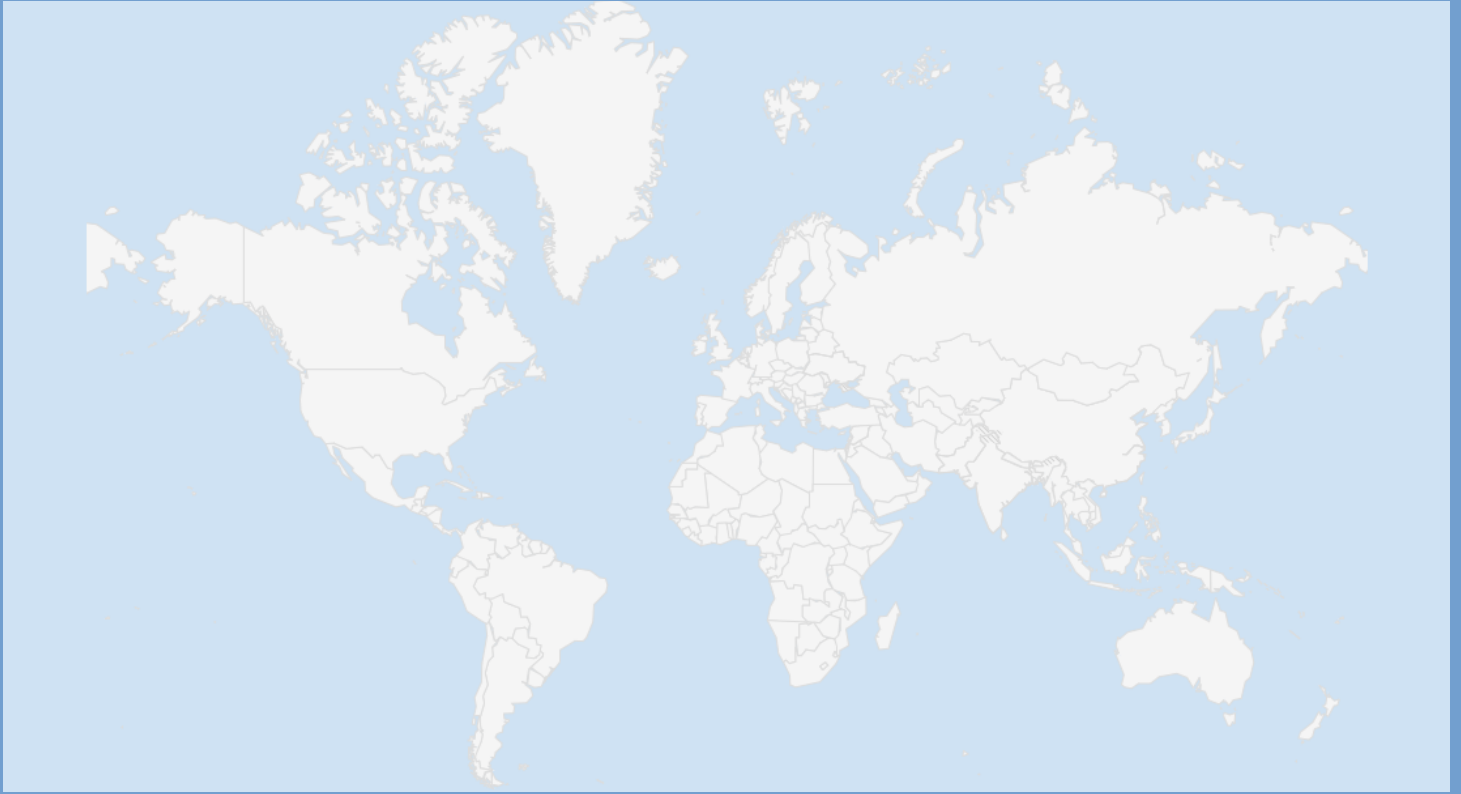
**Lubuskie Sorbs 3.60%**

**North Hungary 2.90%**

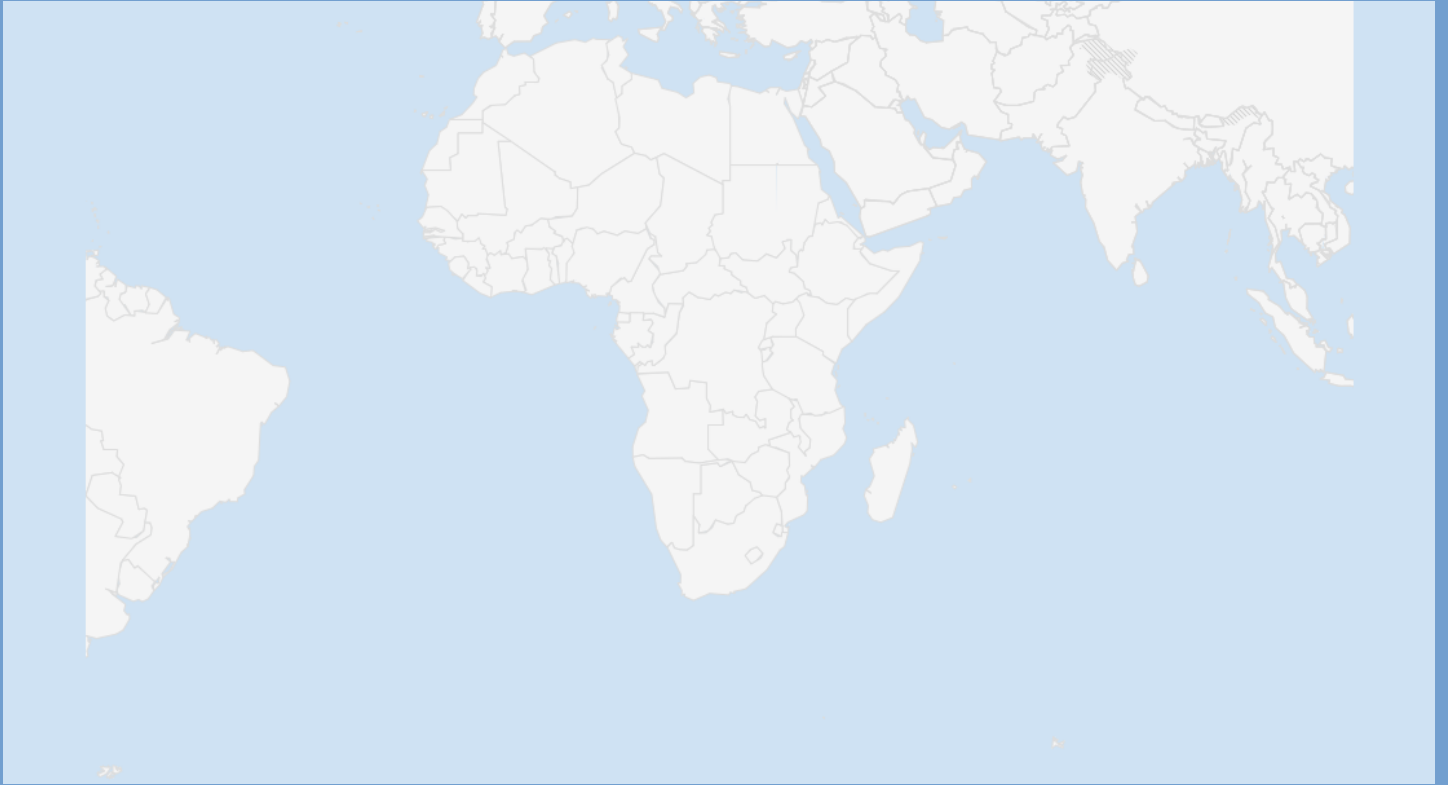
**Kujawsko Pomorskie 2.70%**

**Central Hungary 2.10%**

# Regions in Russia



# Countries in Africa



# Regions in Africa





# Countries in North America



# Regions in North America



# Countries in South America



# Regions in South America



# Countries in Asia



# Regions in Asia



# Countries in Oceania



# Regions in Oceania

